

20-SERIES MODELS	FLAT WIRE WIDTH	8.00 [± 0.2]	MAX LENGTH
	FLAT WIRE THICKNESS	3.85 [± 0.1]	
Available in Pan or Fatigless™	ID NOMINAL TOLERANCE	[+0.4 / -0.2]	220m
	PITCH TOLERANCE	[±0.4]	

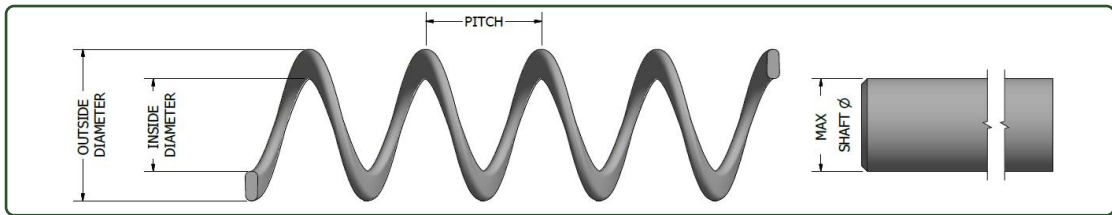
MODEL NUMBER	OUTSIDE DIAMETER	MIN INSIDE DIAMETER	NOMINAL INSIDE DIAMETER	MAX INSIDE DIAMETER	PITCH	TO FIT MAX SHAFT Ø	PIPE OUTSIDE DIAMETER
20/036	34.70	18.50	18.70	19.10	28.20	18.40	45mm (2.5mm Wall thickness)
20/046	35.20	19.00	19.20	19.60	36.00	18.90	
20/053	35.43	19.23	19.43	19.83	44.96	19.13	
20/054	35.43	19.23	19.43	19.83	50.00	19.13	
20/055	35.43	19.23	19.43	19.83	32.00	19.13	
20/059	35.81	19.61	19.81	20.21	50.80	19.51	
20/060	36.40	20.20	20.40	20.80	39.50	20.10	
20/063	36.40	20.20	20.40	20.80	27.50	20.10	
20/065	36.00	19.80	20.00	20.40	51.00	19.70	
20/066	36.00	19.80	20.00	20.40	36.00	19.70	
20/070	36.80	20.60	20.80	21.20	32.00	20.50	
20/071	36.80	20.60	20.80	21.20	44.45	20.50	
20/073	36.80	20.60	20.80	21.20	50.00	20.50	
20/074	36.80	20.60	20.80	21.20	50.80	20.50	
20/075	36.67	20.47	20.67	21.07	50.80	20.37	
20/076	37.10	20.90	21.10	21.50	31.00	20.80	
20/078	37.70	21.50	21.70	22.10	43.40	21.40	
20/080	38.00	21.80	22.00	22.40	38.00	21.70	55mm (2.5mm Wall thickness)
20/083	38.35	22.15	22.35	22.75	31.50	22.05	
20/084	38.40	22.20	22.40	22.80	52.00	22.10	
20/085	38.50	22.30	22.50	22.90	32.00	22.20	
20/091	39.00	22.80	23.00	23.40	42.00	22.70	
20/094	39.30	23.10	23.30	23.70	31.50	23.00	
20/098	40.00	23.80	24.00	24.40	39.00	23.70	
20/102	40.00	23.80	24.00	24.40	58.00	23.70	
20/111	41.40	25.20	25.40	25.80	42.00	25.10	
20/121	42.80	26.60	26.80	27.20	40.00	26.50	
20/140	44.00	27.80	28.00	28.40	38.00	27.70	
20/145	44.00	27.80	28.00	28.40	44.45	27.70	
20/150	45.00	28.80	29.00	29.40	38.00	28.70	
20/160	46.00	29.80	30.00	30.40	44.50	29.70	
20/175	48.00	31.80	32.00	32.40	40.00	31.70	

Notes:

All dimensions are in mm unless stated otherwise
 PAN MODELS may ONLY be used in STRAIGHT LINE application
 Fatigless™ models may be used in silo-to-house application
 Pipe outer diameter information provided in this sheet should only be used as a guideline
 Lengths indicated are maximum lengths that can be MANUFACTURED

Copyright subsists in this document. Any unauthorised performance of restricted acts (as defined in the Copyright Act, 98 of 1978) in respect of this document, including reproduction, publication or adaptation thereof, constitutes infringement of the copyright and may be liable to civil and/or criminal prosecution.

**TSS_A_04(52) -
Auger Product List 45 Series**



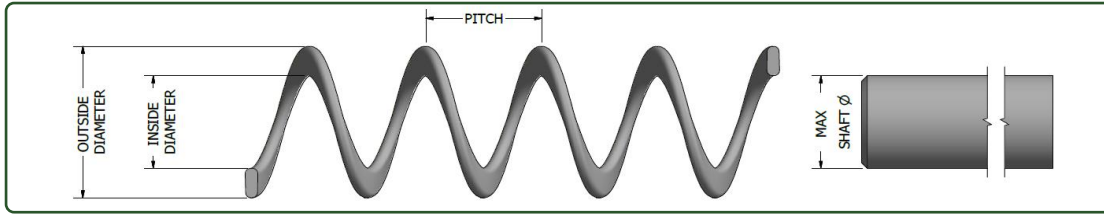
45-SERIES MODELS	FLAT WIRE WIDTH	10.50 [± 0.2]	MAX LENGTH
	FLAT WIRE THICKNESS	4.00 [± 0.1]	
Available in Fatiqless™ only	ID NOMINAL TOLERANCE	[±0.5]	155m
	PITCH TOLERANCE	[±0.6]	

MODEL NUMBER	OUTSIDE DIAMETER	MIN INSIDE DIAMETER	NOMINAL INSIDE DIAMETER	MAX INSIDE DIAMETER	PITCH	TO FIT MAX SHAFT Ø	PIPE OUTSIDE DIAMETER
45/105	45.50	24.00	24.50	25.00	45.00	23.90	55mm
45/142	49.00	27.50	28.00	28.50	40.00	27.40	75mm (3.5mm Wall thickness)
45/165	52.50	31.00	31.50	32.00	35.00	30.90	
45/190	54.00	32.50	33.00	33.50	36.00	32.40	
45/193	54.00	32.50	33.00	33.50	50.00	32.40	
45/215	57.00	35.50	36.00	36.50	36.00	35.40	
45/220	57.00	35.50	36.00	36.50	40.00	35.40	
45/276	63.00	41.50	42.00	42.50	52.00	41.40	

Notes:

- All dimensions are in mm unless stated otherwise
- PAN MODELS may ONLY be used in STRAIGHT LINE application
- Fatigless™ models may be used in silo-to-house application
- Pipe outer diameter information provided in this sheet should only be used as a guideline
- Lengths indicated are maximum lengths that can be MANUFACTURED

Copyright subsists in this document. Any unauthorised performance of restricted acts (as defined in the Copyright Act, 98 of 1978) in respect of this document, including reproduction, publication or adaptation thereof, constitutes infringement of the copyright and may be liable to civil and/or criminal prosecution.



75-SERIES MODELS	FLAT WIRE WIDTH	12.00 [± 0.3]	MAX LENGTH
	FLAT WIRE THICKNESS	4.00 [± 0.15]	
Available in Fatiqless™ only	ID NOMINAL TOLERANCE	[+0.7/-0.5]	155m
	PITCH TOLERANCE	[±0.8]	

MODEL NUMBER	OUTSIDE DIAMETER	MIN INSIDE DIAMETER	NOMINAL INSIDE DIAMETER	MAX INSIDE DIAMETER	PITCH	TO FIT MAX SHAFT Ø	PIPE OUTSIDE DIAMETER
75/208	57.00	32.50	33.00	33.70	37.50	32.40	75mm (3.5mm Wall thickness)
75/209	57.00	32.50	33.00	33.70	40.00	32.40	
75/215	58.40	33.90	34.40	35.10	46.00	33.80	
75/225	60.50	36.00	36.50	37.20	40.00	35.90	
75/227	60.50	36.00	36.50	37.20	60.00	35.90	
75/228	60.58	36.08	36.58	37.28	41.40	35.98	
75/231	61.00	36.50	37.00	37.70	45.00	36.40	
75/233	61.20	36.70	37.20	37.90	41.30	36.60	
75/240	62.10	37.60	38.10	38.80	50.00	37.50	
75/245	62.60	38.10	38.60	39.30	56.00	38.00	
75/254	63.30	38.80	39.30	40.00	40.00	38.70	90mm (3.5mm Wall Thickness)
75/261	64.00	39.50	40.00	40.70	45.00	39.40	
75/304	68.45	43.95	44.45	45.15	54.10	43.85	
75/305	68.50	44.00	44.50	45.20	50.00	43.90	
75/306	68.80	44.30	44.80	45.50	50.00	44.20	
75/307	69.00	44.50	45.00	45.70	52.00	44.40	
75/308	69.50	45.00	45.50	46.20	55.00	44.90	
75/310	69.00	44.50	45.00	45.70	50.00	44.40	
75/312	69.34	44.84	45.34	46.04	40.00	44.74	
75/315	69.34	44.84	45.34	46.04	54.10	44.74	
75/322	70.00	45.50	46.00	46.70	56.00	45.40	
75/325	70.50	46.00	46.50	47.20	50.00	45.90	
75/326	70.50	46.00	46.50	47.20	65.00	45.90	
75/330	71.00	46.50	47.00	47.70	58.00	46.40	
75/335	72.30	47.80	48.30	49.00	50.00	47.70	
75/450	85.00	60.50	61.00	61.70	53.00	60.40	108mm
75/481	87.50	63.00	63.50	64.20	71.00	62.90	
75/531	91.00	66.50	67.00	67.70	66.00	66.40	

Notes:

All dimensions are in mm unless stated otherwise

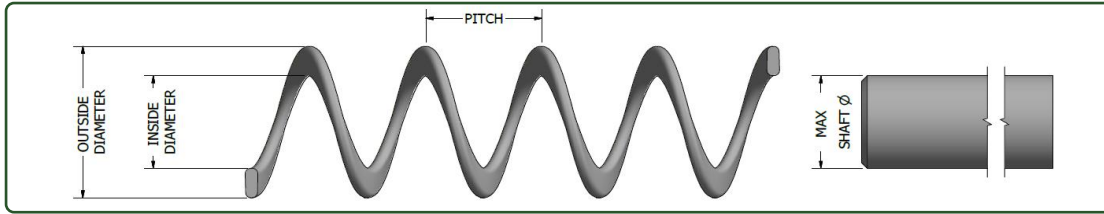
PAN MODELS may ONLY be used in STRAIGHT LINE application

Fatigless™ models may be used in silo-to-house application

Pipe outer diameter information provided in this sheet should only be used as a guideline

Lengths indicated are maximum lengths that can be MANUFACTURED

Copyright subsists in this document. Any unauthorised performance of restricted acts (as defined in the Copyright Act, 98 of 1978) in respect of this document, including reproduction, publication or adaptation thereof, constitutes infringement of the copyright and may be liable to civil and/or criminal prosecution.



90-SERIES MODELS	FLAT WIRE WIDTH	14.00 [± 0.3]	MAX LENGTH
	FLAT WIRE THICKNESS	5.20 [± 0.15]	
Available in Fatigless™ only	ID NOMINAL TOLERANCE	[+0.9/-0.5]	155m
	PITCH TOLERANCE	[±1.0]	

MODEL NUMBER	OUTSIDE DIAMETER	MIN INSIDE DIAMETER	NOMINAL INSIDE DIAMETER	MAX INSIDE DIAMETER	PITCH	TO FIT MAX SHAFT Ø	PIPE OUTSIDE DIAMETER
90/310	73.00	44.50	45.00	45.90	50.00	44.40	108mm (4mm Wall Thickness)
90/325	74.50	46.00	46.50	47.40	50.00	45.90	
90/330	75.00	46.50	47.00	47.90	53.00	46.40	
90/335	75.00	46.50	47.00	47.90	60.00	46.40	
90/450	86.00	57.50	58.00	58.90	60.00	57.40	
90/490	90.25	61.75	62.25	63.15	68.00	61.65	
90/515	93.50	65.00	65.50	66.40	66.00	64.90	125mm (5mm WT)
90/531	95.00	66.50	67.00	67.90	66.00	66.40	
90/532	95.60	67.10	67.60	68.50	66.00	67.00	
90/580	100.00	71.50	72.00	72.90	70.00	71.40	
90/600	105.00	76.50	77.00	77.90	50.00	76.40	

Notes:

All dimensions are in mm unless stated otherwise

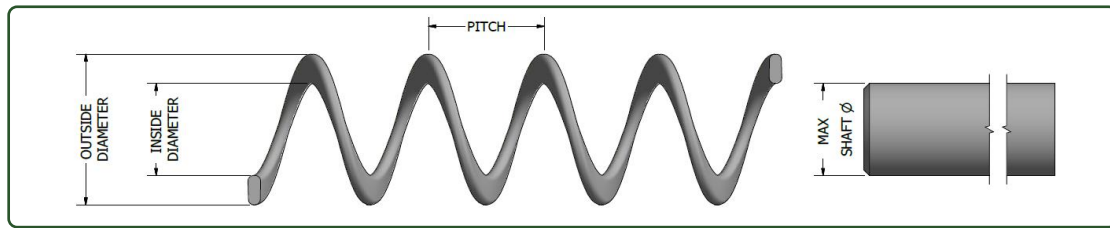
PAN MODELS may ONLY be used in STRAIGHT LINE application

Fatigless™ models may be used in silo-to-house application

Pipe outer diameter information provided in this sheet should only be used as a guideline

Lengths indicated are maximum lengths that can be MANUFACTURED

Copyright subsists in this document. Any unauthorised performance of restricted acts (as defined in the Copyright Act, 98 of 1978) in respect of this document, including reproduction, publication or adaptation thereof, constitutes infringement of the copyright and may be liable to civil and/or criminal prosecution.



91-SERIES MODELS	FLAT WIRE WIDTH	15.00 [± 0.3]	MAX LENGTH
	FLAT WIRE THICKNESS	4.50 [± 0.15]	
Available in Fatigless™ only	ID NOMINAL TOLERANCE	[+0.9/-0.5]	155m
	PITCH TOLERANCE	[±1.0]	

MODEL NUMBER	OUTSIDE DIAMETER	MIN INSIDE DIAMETER	NOMINAL INSIDE DIAMETER	MAX INSIDE DIAMETER	PITCH	TO FIT MAX SHAFT Ø	PIPE OUTSIDE DIAMETER
91/470	91.00	60.50	61.00	61.90	68.00	60.40	108mm (4mm WT)
91/530	97.00	66.50	67.00	67.90	63.00	66.40	125mm (5mm WT)
91/532	97.60	67.10	67.60	68.50	66.00	67.00	125mm (5mm WT)

Notes:

All dimensions are in mm unless stated otherwise


PAN MODELS may ONLY be used in STRAIGHT LINE application

Fatigless™ models may be used in silo-to-house application

Pipe outer diameter information provided in this sheet should only be used as a guideline

Lengths indicated are maximum lengths that can be MANUFACTURED

Copyright subsists in this document. Any unauthorised performance of restricted acts (as defined in the Copyright Act, 98 of 1978) in respect of this document, including reproduction, publication or adaptation thereof, constitutes infringement of the copyright and may be liable to civil and/or criminal prosecution.



10-SERIES MODELS	ROUND WIRE DIAMETER	6.00 [± 0.2]	MAX LENGTH
Available in Fatigless™ only	ID NOMINAL TOLERANCE	[+0.5/-0.5]	220m
	PITCH TOLERANCE	[±0.5]	

MODEL NUMBER	OUTSIDE DIAMETER	MIN INSIDE DIAMETER	NOMINAL INSIDE DIAMETER	MAX INSIDE DIAMETER	PITCH	TO FIT MAX SHAFT Ø	PIPE OUTSIDE DIAMETER
10R/028	38.00	25.50	26.00	26.50	31.00	N/A	N/A
10R/030	39.00	26.50	27.00	27.50	31.00	N/A	N/A

Notes:

All dimensions are in mm unless stated otherwise

PAN MODELS may ONLY be used in STRAIGHT LINE application

Fatigless™ models may be used in silo-to-house application

Pipe outer diameter information provided in this sheet should only be used as a guideline

Lengths indicated are maximum lengths that can be MANUFACTURED

Drag models may ONLY be used in drag applications

Copyright subsists in this document. Any unauthorised performance of restricted acts (as defined in the Copyright Act, 98 of 1978) in respect of this document, including reproduction, publication or adaptation thereof, constitutes infringement of the copyright and may be liable to civil and/or criminal prosecution.